National Park Service
U.S. Department of the Interior

Kennesaw Mountain National Battlefield Park

Junior Ranger Book



Welcome!

Welcome to Kennesaw Mountain National Battlefield Park, prospective Junior Ranger. Throughout these next pages you will complete activities that will teach you about national parks, the history of the United States, and the events that occurred here. There are several fun activities that will help you to understand why it is important to preserve national park sites, like Kennesaw Mountain National Battlefield Park. During your visit you will learn how to EXPLORE, LEARN, and PROTECT this park, as well as the nearly 400 other national parks throughout this great country.

Activity is for Junior Rangers between ages 9-12.

Activity is for Junior Rangers 7 and 8.

Activity is mandatory to complete book.

What is a national park?

Before we begin, it is important to know what exactly a national park is. A national park is a special place. National Parks have cultural, historical, or national significance for the entire country. Sometimes the parks have all three. In 1916, the United States Government created the National Park Service, or NPS, in order to protect these special places. The collection of parks is known as the National Park System.

Some examples of national parks that are famous for their natural beauty are: Great Smoky Mountain National Park in Tennessee and North Carolina, Yellowstone National Park in Wyoming, and Yosemite National Park in California.

Other parks are preserved for their historical or cultural significance. The Gettysburg National Military Park in Pennsylvania, the Statue of Liberty National Monument in New York, and the Abraham Lincoln Birthplace National Historic Site in Kentucky are all great examples of this type of park.

At Kennesaw Mountain National Battlefield Park, we are lucky to have both an important historical significance as well as a beautiful natural landscape. In other words, the park is a pretty place, but let's not forget the important events that occurred here.

Activity 1

Answer the Questions

1. How many national parks are there in your home state?

   _____

2. Have you been to other national parks in your home state or elsewhere?

   _____

3. What are the 3 objectives of Junior Rangers?
   (HINT: Look for the words in CAPS on the previous page)

   _____ _____ _____

4. What is the shape of the emblem of the National Park Service?
   (HINT: Ask a Park Ranger or look on Page 3)

   _____

Activity 2

Draw a circle around the places that are protected by the National Park Service.

Yellowstone National Park (Wyoming)

Turner Field, the Atlanta Braves Stadium (Georgia)

The Sears Tower (Illinois)

New Orleans Jazz National Historic Park (Louisiana)

The Appalachian Trail (goes through several states)

Disney World (Florida)

The White House (Washington D.C.)

The Grand Canyon (Arizona)

Hollywood (California)

First Ladies National Historic Site (Ohio)

Did you know?

The National Park Service protects more than just parks in the traditional sense. There are **seven** categories with **twenty** different types of locations that are protected by the National Park Service.

1.) Battlefields include: National Battlefields, National Battlefield Parks, National Military Parks, and National Battlefield Sites

2.) Historical Parks include: National Historical Parks, National Historical Sites, and International Historical Parks

3.) Lakeshores, Seashores, and Rivers include: National Lakeshores, National Seashores, National Rivers, National Wild and Scenic Rivers & Riverways

4.) Monuments and Memorials include: National Monuments and National Memorials

5.) Natural Areas includes: National Parks, National Preserves, National Reserves, National Recreation Areas

6.) Scenic Trails and Parkways include: National Scenic Trails and National Parkways

7.) Other Designations: There are some parks that don't fit within the other categories. The White House is an example of this type of national park.



How can you tell if a place is a national park?

The Arrowhead

One way of identifying if you are in a national park is to look for the emblem of the National Park Service, the Arrowhead. You can find it throughout every national park on brochures, signs, and various other park related items. If you see an arrowhead like this, you will know that you are in a national park.

Color the arrowhead.

If you could create a new emblem for the National Park Service what would it look like? Draw it in the space below.

Where did you find the National Park Service emblem while you were here in this park?

Activity 3

Each part of the emblem represents the things that National Park Service cares for and about. Complete the sentences with the words below:

land vegetation wildlife recreational water historical

1.) The arrowhead represents _____ and archaeological treasures.

2.) The tree represents all of the _____ in the parks.

3.) The mountains represent _____formations, scenery, and

_____ opportunities.

4.) The bison represents all of the _____.

5.) The lake represents clean _____ and recreational opportunities.

What is a Park Ranger?

The different types of Park Rangers

Another way of determining if you are in a national park is to look for a Park Ranger. There are three types of Park Rangers: Law Enforcement, Interpretation, and Resource Management. Law Enforcement Park Rangers ensure that the visitors obey the laws of the park. Interpretation Park Rangers explain the significance of the park to the visitors through educational programs and talks. Resource Management Park Rangers help to protect the national resources and environment of the park. While each type of Park Ranger performs different duties, they are all here to help you have a safe and pleasant experience at the park.

The Park Ranger Uniform

It is easy to identify a Park Ranger because they wear a uniform. The uniform consists of green pants or shorts, a gray button up shirt, boots, and a flat brimmed hat. Did you notice the arrowhead on the sleeve of one of the Park Rangers while you were here?

Activity 4

Look at the drawings of the different types of Park Ranger. Draw a circle around each difference that you see.

Law Enforcement Park Ranger Resource Management Park Ranger Interpretation Park Ranger

Why do you think the uniforms are a little different for each type of Park Ranger?

A Nation Divided

The Beginnings of the Civil War of the United States, 1861-1865

On December 24, 1860, South Carolina seceded, or separated, from the United States because they were in disagreement with the ideas of the new president, Abraham Lincoln. Shortly after the other southern states seceded as well. The separated states formed their own country, the Confederate States of America, and elected Jefferson Davis as their president.

The southern states seceded because President Lincoln wanted to put an end to slavery in the United States. The southern states did not like this idea because their economies were based in farming. They used slaves to work the fields in order to make their living. They saw the ideas of President Lincoln as a threat to their livelihood. The secession of the southern states was the event that led to the Civil War.

Activity 5

Identify the Confederate States, the United States, and the border states. Color the Confederate states red, the United States blue, and the border states green. If you need help, look at the map on the timeline outside of the museum entrance.

Abraham Lincoln

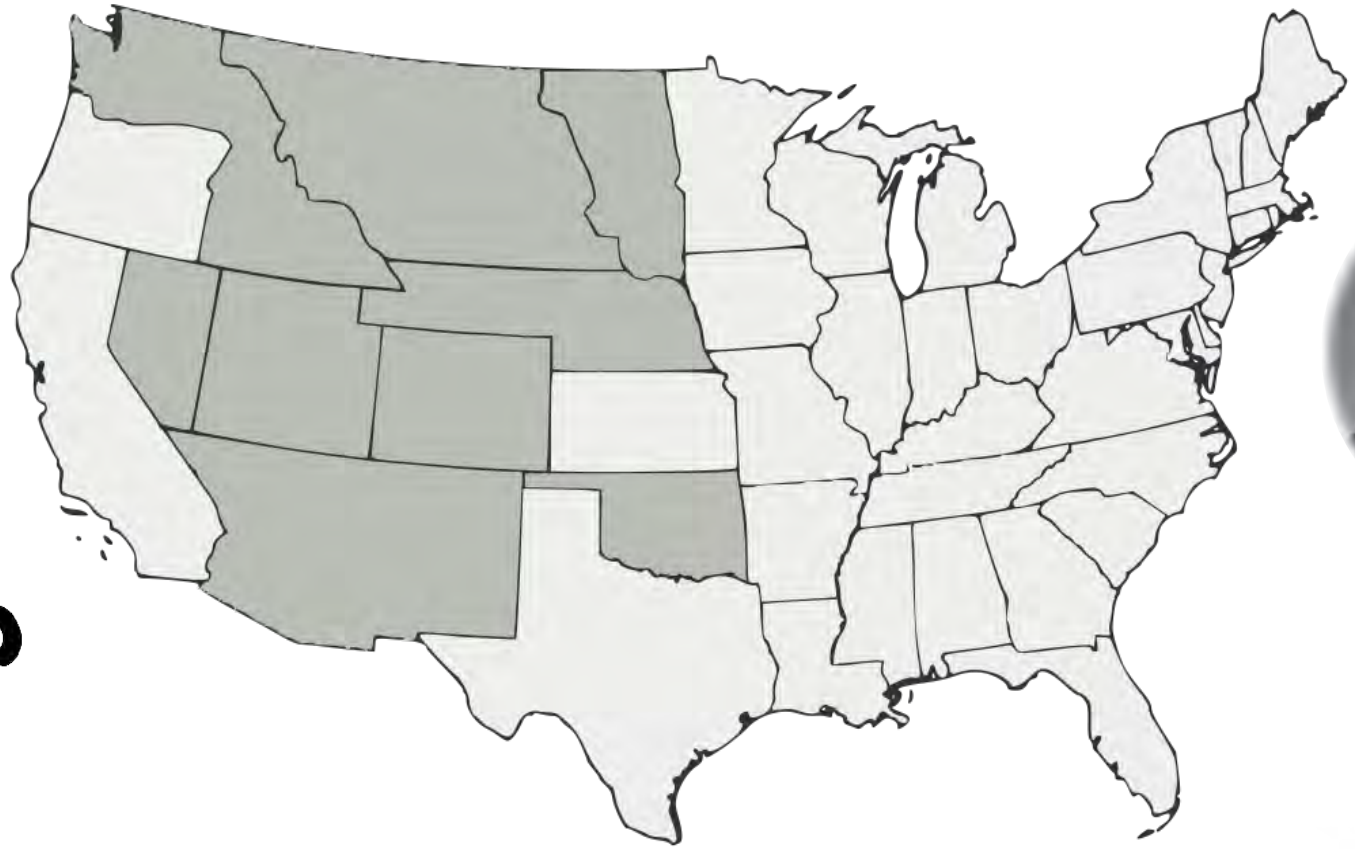

Jefferson Davis



The U.S. Civil War, 1861-1865

Activity 6

Put the events that preceded the Battle of Kennesaw Mountain in order by writing numbers 1-10 in the blanks beside them (1 for the first, 10 for the last). If you need help, look at the timeline outside of the museum entrance. BONUS: Write the date that each event happened in the blank too!

_____ The Confederates open a prison for Union prisoners of war in Georgia, named Andersonville.

_____ South Carolina secedes from the Union.

_____ President Lincoln delivers one of the most famous speeches in history at the dedication of Gettysburg Cemetery. The speech is known as the Gettysburg Address.

_____ Jefferson Davis becomes President of the Confederate States of America.

_____ The first shots of the Civil War are fired at Fort Sumter.

_____ The bloodiest battle of the Civil War is fought at Gettysburg, Pennsylvania.

_____ The first major battle of the Civil War is fought in Manassas, Virginia.

_____ President Lincoln orders the Emancipation Proclamation, which formally frees the slaves. (However, the majority of the slaves would not be free until the end of the war.)

_____ The Militia Act is passed by the U.S. Congress, allowing African-Americans to fight in the war.

___1___ Abraham Lincoln is elected President of the United States.

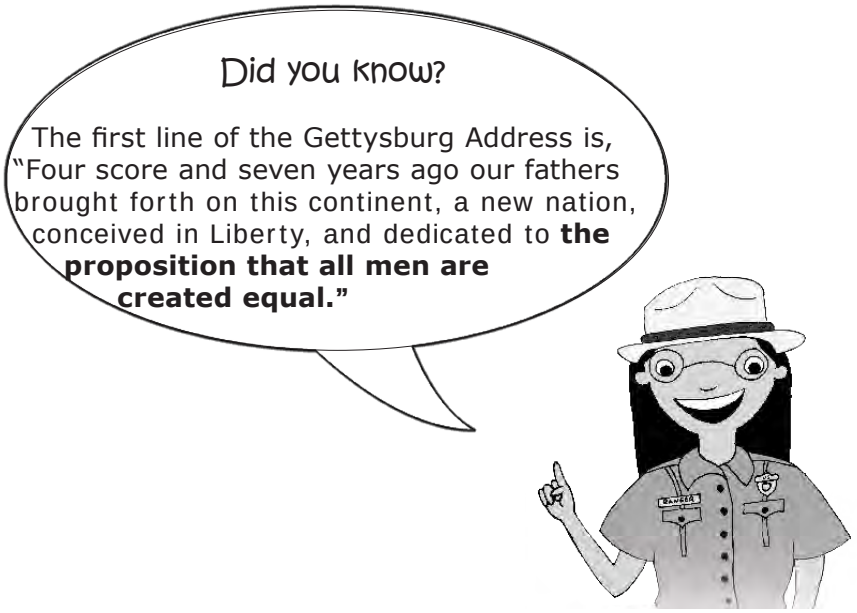

What was it like to be a soldier in the Civil War?

Activity 7

The soldiers in the Civil War had a very specific uniform. Each thing that they carried served a purpose. In order to prepare you for the next activity, look at the list of vocabulary words and write the letter of the drawing that corresponds to each word.

a.

b. 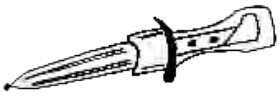

c. 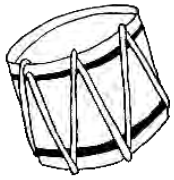

d.

e. 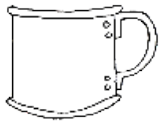

f.

g.

h.

i.

j. 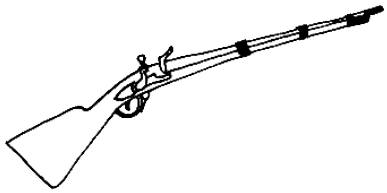

k. 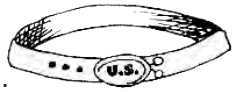

l. 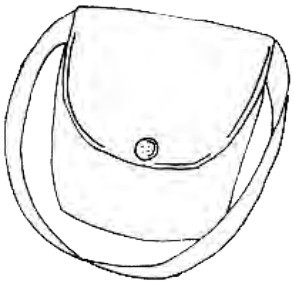

m.

n. 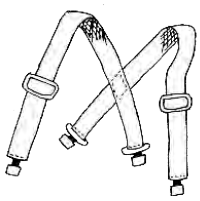

o. 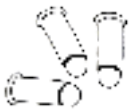

p.

Vocabulary List

_____ **Kepi**- a type of hat worn by Civil War soldiers

__p__ **Cap Box**- a waterproof case used to protect firing caps

_____ **Musket**- the kind of rifle used by soldiers in the Civil War

_____ **Bayonet**- a blade that was attached to the end of the musket

_____ **Haversack**- a bag the soldiers used to carry food and anything else they might have needed

_____ **Bullets**

_____ **Cup**

_____ **Suspenders**

__d__ **Cartridge Box**- a case used by soldiers to hold their cartridges (bullets)

_____ **Shoes**

_____ **Canteen**

_____ **Bugle**

_____ **Belt**

_____ **Blanket**

_____ **Socks**

_____ **Drum**

Word Search

Activity 8

Using the words you learned in the previous activity, find them in the word search. The words may appear in horizontal, vertical, or diagonal lines.

H	S	S	B	B	I	X	I	M	K	N	B	T	B	O
K	R	Z	M	U	R	D	O	J	O	E	A	E	Y	Q
V	E	F	I	L	G	P	T	B	L	K	E	K	C	F
E	D	T	G	L	R	L	B	T	P	M	C	S	M	H
C	N	C	D	E	L	E	E	A	K	A	C	U	H	K
L	E	F	J	T	A	K	C	C	Y	A	C	M	Q	S
U	P	O	N	S	Y	A	A	O	N	O	U	T	E	K
G	S	I	K	I	H	S	Y	T	N	O	N	O	O	E
V	U	A	M	L	R	H	E	N	R	F	H	E	C	P
W	S	J	P	E	Z	E	O	Q	C	S	Y	O	T	I
H	N	X	V	U	N	E	W	M	D	K	Y	K	E	X
R	V	A	K	J	C	H	D	F	Y	R	V	B	Z	E
R	H	C	A	R	T	R	I	D	G	E	H	V	Z	M
P	F	T	E	K	N	A	L	B	S	O	C	K	S	G
Q	H	P	X	O	H	X	M	Q	Y	M	G	B	N	H

KEPI
CUP
SHOES
BELT
DRUM
SOCKS
BUGLE

CAP BOX
MUSKET
BAYONET
HAVERSACK
BULLETS
SUSPENDERS
CARTRIDGE
CANTEEN
BLANKET

Help the soldiers!

Activity 9

During the Battle of Kennesaw Mountain, the Confederate soldiers placed cannons on the top of the mountain. The horses could not complete the job, so teams of soldiers had to pull the cannons up the mountain. It took 100 men to pull one cannon that weighed 1,228 pounds to the top of Kennesaw Mountain! The trip from the bottom to the top of the mountain was over a mile, with an elevation difference of 700 feet. Now it's your turn to help the soldiers pull the cannons up the mountain. **Complete the maze in order to put the cannons in place for the battle.**



Connect the dots!

Activity 10

Connect the dots in order to discover the object in the drawing. The object you discover is one of the main reasons that there is a national park here.



How did Kennesaw Mountain Battlefield become a national park?

- The state of Illinois gave $20,000 to the Kennesaw Memorial Association in order to construct a monument at Cheatham Hill to honor the soldiers of the 86th Illinois Regiment that died there. Because of this the monument is called the Illinois Monument.
- The monument was unveiled on June 27, 1914, the 50th anniversary of the battle.
- Twelve years later, in 1926, the U.S. Congress passed a law that put the area under the protection of the Department of War.
- In 1933, President Franklin Roosevelt transferred all of the parks and places under the protection of the Department of War to the protection of the National Park Service.
- Over time, Kennesaw Mountain National Battlefield Park acquired more and more land, and today is nearly 3000 acres. None of this would have been possible without the initial creation of a monument to remember those fallen soldiers years ago.

Scavenger Hunt Bingo

Activity 11

Go to the museum in the Visitor Center and look for the following things in the exhibit. Circle each item when you find it. Find four in a row, column, or diagonally to complete this activity.

General Sherman (Union)

General Hood (Confederate)

Confederate kepi

Union soldier's coat

haversack

paper money

soldier's sock

soldier's sash



stirrup

revolver

The Bible

Confederate Medal of Honor

cannon

Cavalryman's knife



map of Georgia



soldier's toiletries

Crack the code

Activity 12

complete all of the phrases

complete 4 of the phrases

During the Battle of Kennesaw Mountain and the other battles of the Civil War, the soldiers did not have the modern technology we enjoy today. One way of communicate over long distances was the telegraph. The telegraph is a machine that transmits messages through a combination of short and long signals. The most popular way to communicate using the telegraph was through Morse Code (Samuel Morse invented the telegraph). In Morse Code each letter of the alphabet has a symbol that consists of dots and dashes that represent the short and long signals. Look at the code and use it to decipher the messages from the Park Ranger in order to LEARN what Junior Rangers should do and should not do when they visit the park.

Morse Code

A	B	C	D	E	F	G	H	I	J	K	L	M	N
.-	-...	-.-.	-..	.	..-.	--.	....	..	.---	-.-	.-..	--	-.

O	P	Q	R	S	T	U	V	W	X	Y	Z	Space between words
---	.--.	--.-	.-.	...	-	..-	...-	.--	-..-	-.--	--..	/

Junior Rangers.....

1.) N ___ ___ ___ r / ___ t ___ r t / ___ i ___ ___ s /
-. . ...- . .-. ... - .- .-. - ..-. .. .-. . ... /

___ n / ___ h ___ / ___ a r ___
.. -. / - .... . / .--. .- .-. -.-

2.) A ___ ___ a ___ s / ___ ___ a ___ ___ / ___ h ___ /
.- .-.. .-- .- -.-- ... / .-.. . .- ...- . / - .... . /

___ a ___ k / ___ h ___ n / ___ t / ___ s /
.--. .- .-. -.- / .-- .... . -. / .. - / .. ... /

___ ___ ___ s ___ n ___ / t ___ m ___
-.-. .-.. --- ... .. -. --. / - .. -- .

3.) ___ e v e ___ / ___ e e ___ / ___ h e /
-. . ...- . .-. / ..-. . . -.. / - .... . /

___ ___ i ___ ___ ___ s / ___ n t ___ ___ / p ___ ___ k
.- -. .. -- .- .-.. ... / .. -. / - .... . / .--. .- .-. -.-

4.) N ___ ___ ___ r / c ___ i m ___ / ___ n / ___ ___ e
-. . ...- . .-. / -.-. .-.. .. -- -... / --- -. / - .... .

/ ___ ___ n n ___ n ___ / ___ r /
-.-. .- -. -. --- -. ... / --- .-. /

e ___ r ___ h ___ ___ r ___ s
. .- .-. - .... .-- --- .-. -.- ...

Activity 12 (continued)

5.) ___ ___ w ___ y s / t e ___ ___ / ___ / r ___ n ___ e r
.- .-.. .-- .- -.-- ... / - . .-.. .-.. / .- / .-. .- -. --. . .-.

/ ___ f / t ___ e ___ / f ___ ___ ___ / ___ n
.. ..-. / - .... . -.-- / ..-. .. -. -.. / .- -.

/ ___ r t ___ f ___ ___ t / ___ n ___ / n ___ ___ ___ r
.- .-. - .. ..-. .- -.-. - / .- -. -.. / -. . ...- . .-.

/ t ___ ___ e a ___ ___ i ___ ___ ___ ___ s /
- .- -.- . / .- .-. - .. ..-. .- -.-. - ... /

___ i t ___ / t ___ e ___
.-- .. - .... / - .... . --

6.) A ___ ___ ___ ___ ___ / s ___ a ___ / ___ n / ___ h ___
.- .-.. .-- .- -.-- ... / ... - .- -.-- / --- -. / - .... .

/ ___ a ___ e ___ / ___ o a ___ s / ___ h e ___
.--. .- ...- . -.. / .-. --- .- -.. ... / .-- .... . -.

/ ___ h ___ ___ / r ___ ___ e / ___ ___ ___ i r
- .... . -.--/ .-. .. -.. . / - ....-.

/ ___ i ___ ___ s
-... .. -.- . ...

7.) ___ ___ w ___ ___ s / t ___ ___ ___ / a / ___ a ___ g ___ r
.- .-.. .-- .- -.-- .. / - . .-.. .-.. / .- / .-. .- -. --. . .-.

/ ___ f / ___ h ___ ___ / ___ e e / s ___ ___ e ___ ___ e
.. ..-. / - .... . -.-- / ... . . / ... --- -- . --- -. .

/ ___ r ___ a ___ ___ ___ g / ___ / ___ ___ w
-... .-. . .- -.- .. -. --./ .-/ .-.. .- .--

8.) ___ ___ ___ ___ ___ / p i ___ ___ / f ___ o ___ ___ ___ s
-. . ...- . .-. / .--. .. -.-. -.- / ..-. .-.. --- .-- . .-. ...

/ ___ r / ___ t ___ ___ r / p ___ ___ ___ ___ ___ / ___ n
--- .-. / --- - .... . .-. / .--. .-.. .- -. - ... / .. -.

/ ___ ___ ___ / ___ ___ r ___
- .... . / .--. .- .-. -.-

A hike on the nature trail: Part A

Activity 13

With an adult, cross the parking lot and walk to the picnic area. Find the start of the nature trail. The trail is a loop and is only one mile. Walk the trail and use your senses to complete this activity.

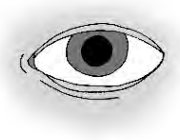

Sight: While you hike on the trail, what are some of the things that you see? Make a list of these things and draw one.

Sound: Listen for sounds during your hike. Write what you hear. Can you make the sounds that you hear? Try it!

Smell: Do you smell anything? Describe the smell.

Touch: With the help of an adult, find two things you can touch. Describe how they feel. Do the two items feel different? BE CAREFUL! Do not touch poison ivy, oak, or sumac.

A journey through history: Part B

Activity 14

Read the passage below and use your imagination and the things you have learned at the battlefield to answer the questions.

Imagine that you are a soldier that has arrived here for the Battle of Kennesaw Mountain. Perhaps you are a Confederate, or maybe you are a Union soldier. You are carrying all of the tools, weapons , and clothing that you learned about earlier in this book. While you are walking through the area to learn the lay of the land, it begins to rain. You seek shelter under a tree and observe your surroundings.

1.) Imagine how you would feel. Would you be nervous about the battle?

2.) It has been more than 140 years since soldiers walked this ground. How do you think the land has changed?

3.) Why do you think the land has changed?

4.) One of the jobs of Junior Rangers is to PROTECT national parks in order to conserve nature for future generations. The word “conserve” means to preserve or care for. Some parts of the land that are very important to conserve in this park are the earthworks. Earthworks are mounds of land that were built up to protect the cannons for the soldiers to hide behind. We want to preserve these earthworks so that visitors can see the battlefield as it appeared all those years ago. Why is conserving nature important to you?

Continue EXPLORING, LEARNING, and PROTECTING!

Just because you have finished this Junior Ranger booklet does not mean your work as a Junior Ranger is over. Continue to EXPLORE, LEARN, and PROTECT by visiting some of the nearly 400 national parks throughout the United States. Do not forget to ask if the park has a Junior Ranger booklet when you go!

Other national parks in Georgia (city, distance from Kennesaw Mountain National Battlefield)

- Chattahoochee National Recreation Area (Atlanta, 25 mi.)
- Martin Luther King Jr. National Historic Site (Atlanta, 25 mi.)
- Chickamauga & Chattanooga National Military Park (Fort Oglethorpe, 75 mi.)
- Ocmulgee National Monument (Macon, 115 mi.)
- Andersonville National Historic Site (Andersonville, 170 mi.)
- Jimmy Carter National Historic Site (Plains, 180 mi.)
- Fort Pulaski National Monument (Savannah, 290 mi.)
- Fort Frederica National Monument (St. Simons Island, 340 mi.)
- Cumberland Island National Seashore (St. Marys, 370 mi.)
- Also, the national trails the Trail of Tears and the Appalachian Trail both pass through Georgia.

Kennesaw Mountain National Battlefield Park

Junior Ranger Award

this

Certificate of Merit

is awarded to

_____

for

Completing the requirements of
The Junior Ranger Booklet

_____ _____

Date Signature of Park Ranger

National Park Service
U.S. Department of the Interior

Kennesaw Mountain National Battlefield Park
900 Kennesaw Mountain Dr.
Kennesaw, GA 30152

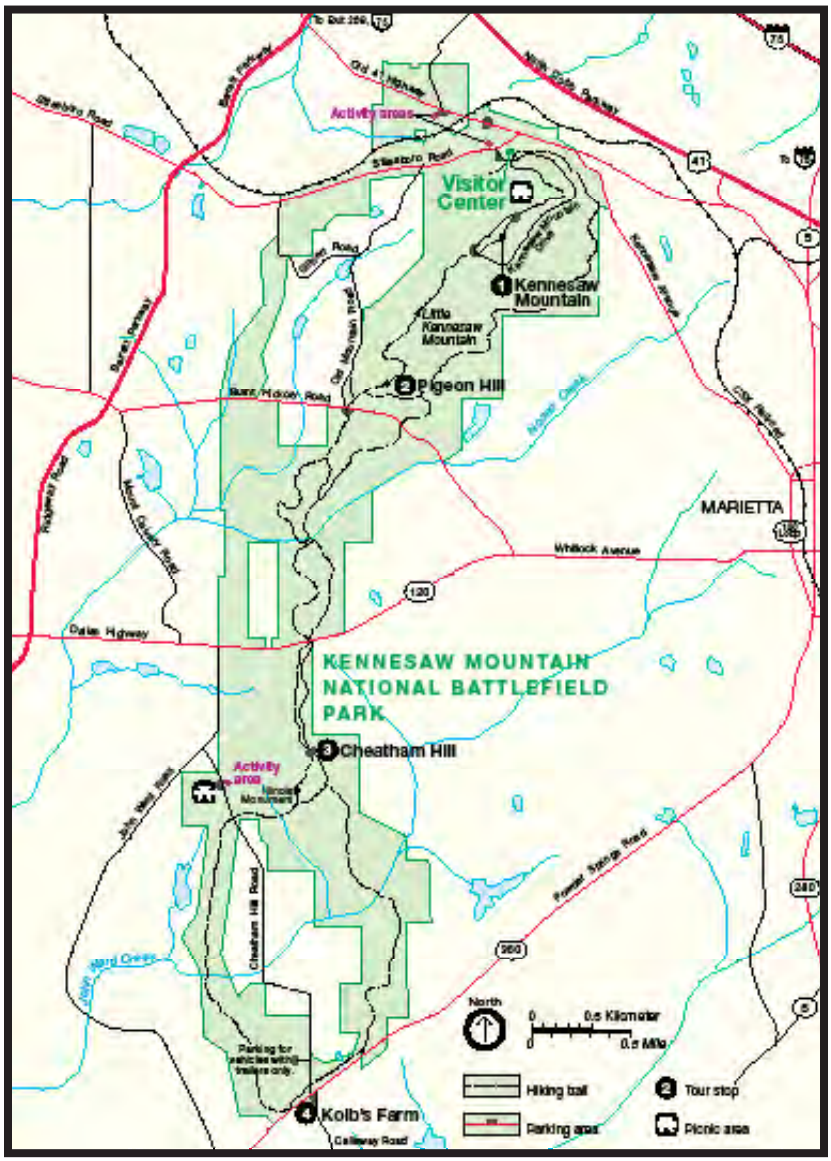

Content for the book created by Andy Sullivan
Illustrations by Amy Johnson

A Student Conservation Association Project
http://www.thesca.org

In association with Kennesaw Mountain National Battlefield Park and the National Park Service
http://www.nps.gov/kemo

EXPERIENCE YOUR AMERICA™